



# **Thymus vulgaris L. Essential Oil: Effect on Fatty Acids and Proteins Oxidation of Little Tuna (*Euthynnus alletteratus*) Minced during Refrigerated Storage**

**Hafedh Hajlaoui <sup>a</sup>, Soumaya Arraouadi <sup>b,c</sup>, Emira Noumi <sup>d,e</sup>, Kaiss Aouadi <sup>f,g</sup>,  
Mejdi Snoussi <sup>d,h\*</sup> and Adel Kadri <sup>i,j</sup>**

<sup>a</sup> Research Unit Valorization and Optimization of Resource Exploitation (UR16ES04), Faculty of Science and Technology of Sidi Bouzid, University of Kairouan, Campus University Agricultural City - Sidi Bouzid 9100, Tunisia.

<sup>b</sup> Regional Center of Agricultural Research (CARR) Sidi Bouzid, Gafsa Road Km 6, PB 357, Sidi Bouzid 9100, Tunisia.

<sup>c</sup> Laboratory of Valorization of Unconventional Waters, INRGREF, University of Carthage, Tunisia.

<sup>d</sup> Department of Biology, Hail University, College of Science, P.O. Box 2440, 81451 Ha'il, Kingdom of Saudi Arabia.

<sup>e</sup> Laboratory of Bioresources: Integrative Biology and Recovery, High Institute of Biotechnology-University of Monastir, Monastir 5000, Tunisia.

<sup>f</sup> Department of Chemistry, College of Science, Qassim University, Buraidah 51452, Saudi Arabia.

<sup>g</sup> Faculty of Sciences of Monastir, University of Monastir, Avenue of the Environment, Monastir 5019, Tunisia.

<sup>h</sup> Laboratory of Genetic, Biodiversity and Valorization of Bioresources, Higher Institute of Biotechnology of Monastir, University of Monastir, Avenue Taher Hadded BP 74, 5000 Monastir, Tunisia.

<sup>i</sup> Faculty of Science and Arts in Baljurashi, Albaha University, P.O. Box (1988), Albaha, Saudi Arabia.

<sup>j</sup> Faculty of Science of Sfax, Department of Chemistry, University of Sfax, B.P. 1171, 3000, Sfax, Tunisia.

## **Authors' contributions**

*This work was carried out in collaboration among all authors. All authors read and approved the final manuscript.*

## **Article Information**

DOI: 10.9734/JPRI/2021/v33i60B34777

### **Open Peer Review History:**

This journal follows the Advanced Open Peer Review policy. Identity of the Reviewers, Editor(s) and additional Reviewers, peer review comments, different versions of the manuscript, comments of the editors, etc are available here: <https://www.sdiarticle5.com/review-history/81692>

**Original Research Article**

**Received 15 October 2021  
Accepted 20 December 2021  
Published 23 December 2021**

## ABSTRACT

People are uncomfortable having their food chemically treated to boost its shelf life. Thus, Tunisian *Thymus vulgaris* Essential Oil (TVEO) were investigated in parallel with its capacity to limit fatty acids and proteins oxidation in tuna (*Euthynnus alletteratus*) minced during refrigeration storage (4°C). Our results revealed that for tuna preservation, the measured concentrations of PV, TBARS and TVB-N during different storage periods showed a good efficiency of this Essential Oil (EO) (3%) in limiting lipids and proteins oxidation of tuna flesh. Moreover, we observed increase in all batches which was significantly different ( $P < 0.05$ ) with lots treated with TVEO were the most conserved comparing to the BHT. Overall outcomes suggest that TVEO use for tuna conservation could represent a promising strategy to improve the qualitative characteristics as well as the safety of seafood.

**Keywords:** *Thyme essential oil; minced tuna; refrigerated storage; lipids alteration; protein oxidation.*

## 1. INTRODUCTION

Recent advances in discovering new, effective, and non-toxic agents from plant essential oils (EOs) and extracts, have been explored, due to their health promoting properties, and their diverse applications in food technology, pharmaceuticals and phytomedicine [1-6]. Their potent antimicrobial and antioxidant properties provide the opportunity to be a good safer alternative to synthetics [7-12]. Currently, a major problem in the food industry is to ensure proper preservation of food. In addition, oxidative degradation leads to loss of vitamins, deterioration of lipids and proteins, deterioration of flavour, decrease in nutritional value and even sometimes to the appearance of toxic substances [13]. Nowadays, all over the world, stored food products suffer serious damage, leading to considerable economic losses and especially health risk. 30% of foodborne deaths occur among children under 5 years of age [14]. In the United States, we estimate that foodborne diseases cause approximately 76 million illnesses, 325,000 hospitalizations, and 5,000 deaths each year. 9.4 million cases were caused by several pathogenic microorganisms [15].

Seafood is a major global food commodity and an important part of a healthy diet. It is an important source of proteins. In 2016, 47% of seafood was already supplied by aquaculture and around 17% of animal protein consumed worldwide came from aquatic animals (fish, crustaceans and molluscs) [16]. Several studies on seafood have shown high levels of contamination by several bacteria such as *Aeromonas hydrophila*, *Vibrio parahaemolyticus*, *Vibrio vulnificus*, *Staphylococcus aureus*, *Listeria monocytogenes*, *Pseudomonas*, *Salmonella* spp [17,18].

Therefore, the aim of this study is to investigate the inhibition effect of TVEO on fatty acids and proteins alteration of little tuna (*Euthynnus alletteratus*) stored at 4°C for 16 days through evaluating its effect on the addition on the lipids and proteins oxidation as well as on total volatile basic nitrogen (TVB-N).

## 2. MATERIALS AND METHODS

### 2.1 *Thymus vulgaris* Essential Oil

*T. vulgaris* plants were freshly collected (June, 2020) from the mountainous region of Zaghouan (Tunisian locality) (upper semi-arid zone, latitude 36°26'N, longitude 10°46'E, Emberger's pluviothermic coefficient = 55.44, Altitude = 500 m, Rainfall = 400-500 mm/year). In this experiment we used fresh TVEO, the extraction of which was carried out in our research unit. Aerial part (stems, leaves and flowers) were dried at room temperature. The 100 g of aerial part were subjected to hydrodistillation for 3 hours with 500 ml distilled water using a Clevenger-type apparatus according to the European Pharmacopoeia. The distilled essential oil was dried over anhydrous sodium sulfate, filtered and stored at 4°C. Yield based on dried weight of the sample was calculated. The chemotype of this oil is carvacrol (75%).

### 2.2 Fish Sampling and Processing

Little tuna (*Euthynnus alletteratus*) was caught in the Northern area of the Tunisian Sea. The fishes were transported on ice to the laboratory where they were eviscerated, headed and filleted. Each piece was immersed in boiling water for 1 min, in order to reduce microorganisms attached to the fillet surface. The pieces of little tuna prepared as above were

minced in a sterile grinder. In order to test TVEO effect on limitation of lipid and protein alteration in tuna samples, three lots were prepared: one was left as a control lot, the second was added the BHT and the third was added a 3% of TVEO. All lots were then vacuum packed in polyethylene bags and stored at +4°C for 16 days. Peroxide value (PV), thiobarbituric acid reactive substance (TBARS) and total volatile bases nitrogen (TVB-N) were determined at days 0, 4, 8, 12 and 16.

### 2.3 Determination of Peroxide Value

The peroxide value (PV), expressed as mEq of active O<sub>2</sub> per kg of lipid, was determined using the method described by Guran et al. [19]. The free fatty acid (FFA) content of the lipid was determined volumetrically using aqueous sodium hydroxide (0.1 N) and phenolphthalein indicator (1% ethanol).

### 2.4 Determination of Thiobarbituric Acid Reactive Substance (TBARS)

The TBARS was determined according to the AOCS [20] method and based on the same protocol as done by Hajlaoui et al. [21].

### 2.5 Determination of Total Volatile Bases Nitrogen (TVB-N)

Total volatile basic nitrogen (TVB-N) was determined according to the method described by Varlik et al. [22].

### 2.6 Statistical Analysis

All the experiments were conducted in triplicate and average values were calculated using the

SPSS 26.0 statistics package for Windows. The differences in mean were calculated using the Duncan's multiple-range tests for means with 95% confidence limit ( $P \leq 0.05$ ).

## 3. RESULTS AND DISCUSSION

### 3.1 Effect of the EO Addition on the Lipids and Proteins Oxidation

#### 3.1.1 Effect on the Fat Alteration

**Determination of Peroxide Value (PV):** Hydroperoxides are among the first products formed during lipid oxidation reactions. These are unstable molecules rapidly broken down into secondary products such as aldehydes, ketones, alcohols, etc. They were assayed directly on methanolic extracts of tuna flesh in order to characterize the degree of primary lipids oxidation. Evolution of hydroperoxides concentrations measured on different samples, stored at 4°C for 16 days without (negative control) and with TVEO and BHT (positive control), are presented in Fig. 1.

These results showed a significant increase ( $P \leq 0.05$ ) in PV over storage time of all samples. But this development was dependent on added antioxidant. However, negative control batch PVs were systematically higher than those of stored TVEO and BHT batches for different storage periods, which indicate significant lipids oxidation reaching its maximum after 12 days of storage. Concerning batches treated by TVEO and BHT and for all storage periods, PVs were lower than control ones. This result revealed a significant ( $P \leq 0.05$ ) limitation of fatty acids oxidation in flesh

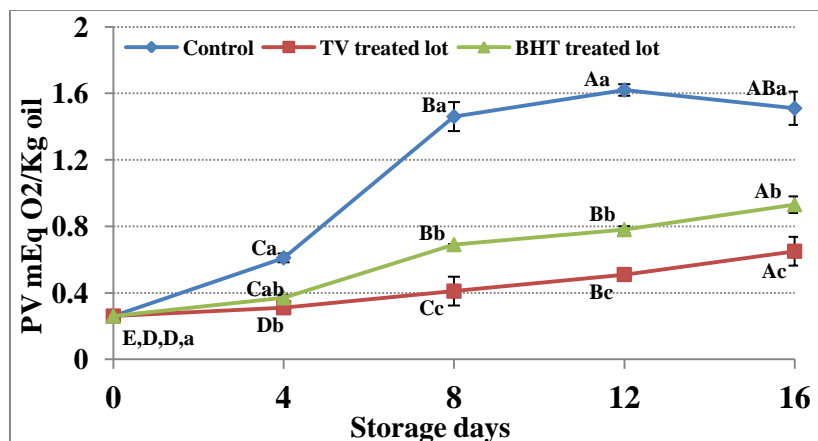


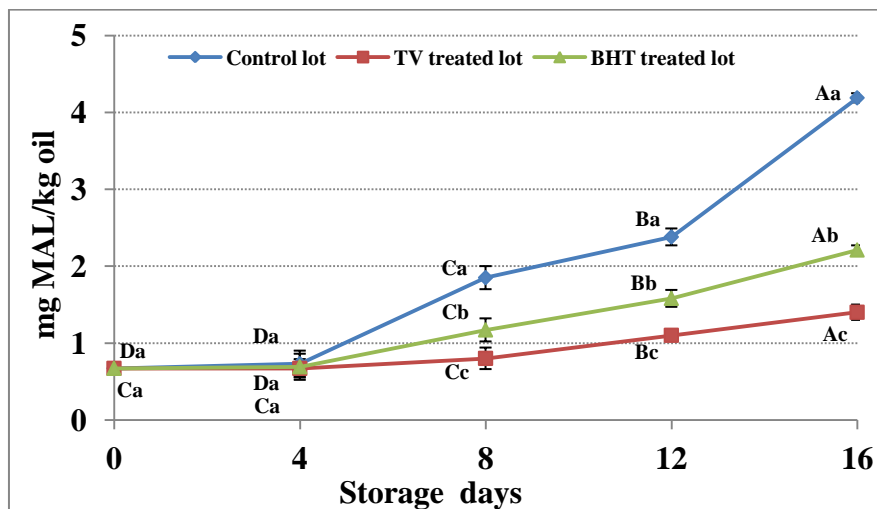
Fig. 1. Evolution of the peroxide index in the tuna flesh (PV in mEq O<sub>2</sub> /kg of lipid) during chilled storage (+4°C) during 16 days in absence (C = Control) and in the presence TVEO and BHT. Each value represents the average of 3 repetitions

tuna. In fact, TVEO was more effective than BHT in this limitation. However, the PVs of batches treated with TVEO are significantly ( $P \leq 0.05$ ) lower than the PVs of batches treated with BHT for all storage periods. After 16 days of storage, PVs measured were  $1.51 \pm 0.1$ ;  $0.93 \pm 0.08$  and  $0.65 \pm 0.05$  mEq  $O_2$ /kg of lipid respectively for untreated, treated with BHT and treated with TVEO lots.

This parameter was also measured in other study. Guran et al. [23] showed that for untreated fish patties and treated with Thyme, Clover, and Rosemary EO, PV values fluctuated significantly ( $P < 0.05$ ) between 0.51 and 2.69 mmole active oxygen/kg lipids during storage. A lower PV was observed for samples treated with Rosemary indicating that this EO prevents more fish patties from undergoing oxidation.

**Thiobarbituric Acid Reactive Substance (TBARS):** Results in Fig. 2 showed TBARS concentrations evolution measured on untreated and treated with TVEO and BHT lots stored at  $+4^\circ\text{C}$  for 16 days. During the first 4 days of storage, statistical analysis showed that TBARS values were the same ( $P > 0.05$ ) for all stored samples which values were  $0.67 \pm 0.17$  mg MDA/kg lipid. This observed stability of lipid oxidation could be attributed to cooling conditions and to properties of polyethylene bags used in packaging which represent a good barrier against  $O_2$  [24,25]. After 4 days of storage,

TBARS values increased in the untreated and BHT treated batches. While TVEO treated batch, TBARS values increased significantly ( $P < 0.05$ ) only after 8 days of storage. This explains the great ability of TVEO to inhibit lipid oxidation. This capacity is significantly ( $P < 0.05$ ) greater than the synthetic antioxidant (BHT). After 16 days of storage, TBARS values of untreated batch, increased 6 times compared to day zero to reach the value of  $4.19 \pm 0.06$  mg MDA/kg of lipid. While TBARS values were tripled in BHT treated batches and only doubled in the TVEO treated batches. This important reducing effect of TBARS may be attributed to the strong antioxidant properties of the TVEO. Similar results with EOs (thyme, clove and rosemary) were reported by Guran et al. [19] indicating that TBARS of fish patties ranged from 0.33 to 4.04 mg MDA/kg after 16 days of storage with rosemary EO has the most capacity. In addition, Kenar et al. [23] revealed that TBARS value in control was 0.58 mg MDA/kg in vacuum packed sardines while a little fluctuation was mentioned when it was treated with rosemary extract (10g/l) at  $3^\circ\text{C}$  reaching 0.84 mg MDA/kg after 20 days of storage. On the other hand, TVEO treatment seems to be more efficient to decrease TBARS value in flesh fish than treatment with powdered thyme. However, the study of Selmi and Sadok [25] revealed that no significant differences between control and fresh tuna (*Thunnus thynnus*) sprinkled by powdered thyme lots.



**Fig. 2. Evolution of TBARS concentrations in the tuna flesh (in Mg MDA/kg of lipid) during storage with  $+4^\circ\text{C}$  during 16 days in absence (C=Control) and in the presence of TVEO and of BHT. Each value represents the average of 3 repetitions. Means followed by the same letters are not significantly different at  $P = 0.05$  based on Duncan's multiple range test. Small letters are used to compare PV means between lots for each storage day, while capital letters are used to compare means between storage days for the same treatment**

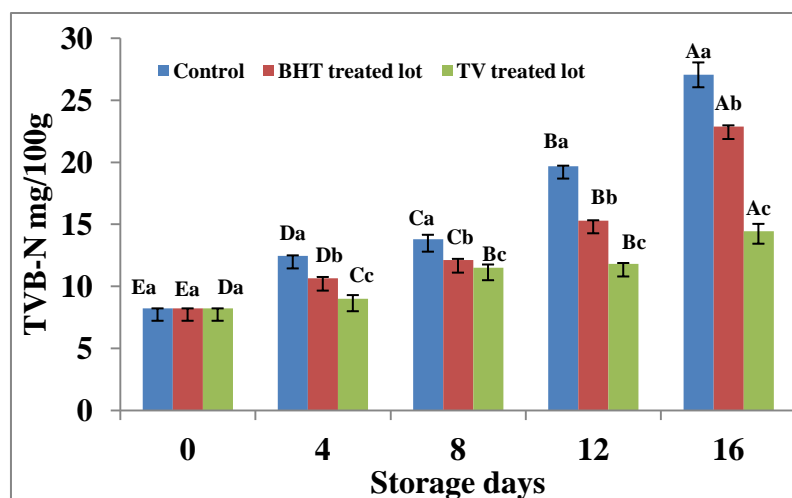
Several studies showed also that temperatures variation of meat and fish storage were an important factor in lipid oxidation. For example, Rong et al. [26] compared TBARS value of Atlantic mackerel stored in 4 and 0°C which they ranged from  $0.23\pm 0.04$  mg/kg to  $2.60\pm 0.08$  mg/kg and to  $2.16\pm 0.12$  mg/kg after five days of storage at 4°C and 0°C, respectively. This later was confirmed by others studies like Wang et al. [27] which reported that 0° C was more effective than 4°C to inhibiting lipid oxidation of salmon.

### 3.1.2 Effect on Total Volatile Basic Nitrogen (TVB-N)

TVB-N mainly consists of amines such as methylamine, dimethylamine, and trimethylamine, they were the most widely used index for fish freshness assessment [20]. Fig. 3 showed TVB-N values evolution of untreated and treated (TVEO and BHT) of little tuna lots during storage at 4°C. The initial TVB-N level was  $8.23\pm 0.05$  mg/100g, which is noticeably lower than levels found in other fresh tuna such as *Thunnus thynnus*, *Euthynnus lineatus* and *Thunnus alalunga* (11.69; 25.5 and 22.89 mg/100g respectively) [18]. Kinetics of TVB-N values as a function of storage periods showed a significant difference ( $P < 0.05$ ) between the three lots. In fact, the lowest TVB-N is recorded in the treated lots by TVEO, followed by BHT treated lots. While Control lots showed high values indicating spoilage of tuna flesh. After 16 days of storage, the TVB-N values were  $27.05\pm 1$ ;  $22.88\pm 0.1$  and

$14.44\pm 0.6$  mg/100g respectively for control, BHT and TVEO lots. Otero et al. [28] suggested that the increase in TVB-N value in fish during cold storage is mainly due to the alkalinity substances produced by the protein degradation by enzymatic reactions and microbial activity.

These results showed that TVEO has a great capacity on limiting flesh tuna proteins deterioration. This ability is explained by the antioxidant and antimicrobial power that this oil has. This limitation of TVB-N is mainly due to the high percentage of carvacrol. Despite this preservation, there is some alteration which is due to several factors initiating the oxidation such as; initiation by activated forms of oxygen, initiation by metals and other environmental factors like; temperature, pH, and oxygen partial pressure. Noting that oxidation is a very complicated phenomenon resulting in the interaction between different compounds in fish flesh. However, after fish death, lipoxygenases would be released by the skin and generate hydroperoxides of lipids within the muscles. These hydroperoxides participate in the initiation and propagation of auto-oxidation [29]. During storage, hydroperoxides and secondary products of lipid oxidation interact with proteins and amino acids. Free radicals produced by the lipid oxidation can promote protein oxidation to form carbonyl groups and change the secondary structure [26,20]. These interactions have a significant impact on degradation of functional, sensory and nutritional properties of foods [27].



**Fig. 3. Changes in TVB-N (total volatile basic nitrogen) values during storage (16 days) at +4°C of little tuna no treated (C=control), treated with TVEO and treated with BHT. Each value represents the average of 3 repetitions. Means followed by the same letters are not significantly different at  $P=0.05$  based on Duncan's multiple range test. Small letters are used to compare TVB-N means between lots for each storage day, while Capital letters are used to compare means between storage days for the same treatment**

#### 4. CONCLUSION

In summary, TVEO is highly effective in ensuring the preservation of tuna during storage at + 4 ° C for 16 days. However, the addition of 3% of this EO showed a limitation of primary and secondary oxidation of lipids as well as proteins deterioration of tuna flesh. PV, TBARS and TVB-N concentrations measured after 16 days of storage revealed no alteration of little tuna confirming good preservation of its physicochemical parameters. During the different periods of storage, the use of TVEO in preservation is more effective than the synthetic antioxidant (BHT). These results promote the use of TVEO as a preservative for seafood.

#### DISCLAIMER

The products used for this research are commonly and predominantly use products in our area of research and country. There is absolutely no conflict of interest between the authors and producers of the products because we do not intend to use these products as an avenue for any litigation but for the advancement of knowledge. Also, the research was not funded by the producing company rather it was funded by personal efforts of the authors.

#### CONSENT

It is not applicable.

#### ETHICAL APPROVAL

It is not applicable.

#### COMPETING INTERESTS

Authors have declared that no competing interests exist.

#### REFERENCES

- Mseddi K, Alimi F, Noumi E, Veettil VN, Deshpande S, Adnan M, et al. *Thymus musilii* Velen. as a promising source of potent bioactive compounds with its pharmacological properties: *In vitro* and *in silico* analysis. Arab. J. Chem. 2020;13: 6782-6801.
- Ben Mefteh F, Daoud A, Bouket AC, Thissera B, Kadri Y, Cherif-Silini H, et al. Date Palm Tree's Root-Derived Endophytes as Fungal Cell Factories for Diverse Bioactive Metabolites. Int. J. Mol. Sci. 2018;19: 1986.
- Daoud A, Ben Mefteh F, Mnafigui K, Turki M, Jmal S, Ben Amar R, et al. Cardiopreventive effect of ethanolic extract of date palm pollen against isoproterenol induced myocardial infarction in rats through the inhibition of the angiotensin-converting enzyme. Exp. Toxicol. Pathol. 2017;69:656–665.
- Hajlaoui H, Arraouadi S, Noumi E, Aouadi K, Adnan M, Khan MA, Kadri A, Snoussi M. Antimicrobial, Antioxidant, Anti-Acetylcholinesterase, Antidiabetic, and Pharmacokinetic Properties of *Carum carvi* L. and *Coriandrum sativum* L. Essential Oils Alone and in Combination. Molecules. 2021;26:3625.
- Alminderej F, Bakari S, Almundarij TI, Snoussi M, Aouadi K, Kadri A. Antioxidant Activities of a New Chemotype of *Piper cubeba* L. Fruit Essential Oil (Methyleugenol/Eugenol): In Silico Molecular Docking and ADMET Studies. Plants. 2020;9:1534.
- Bakari S, Daoud A, Felhi S, Smaoui S, Gharsallah N, Kadri A. Proximate analysis mineral composition phytochemical contents antioxidant and antimicrobial activities and GC-MS investigation of various solvent extracts of Cactus cladode. Food Sci. Technol (Campinas). 2017;27:286-293.
- Kadri A, Zarai Z, Ben Chobba I, Gharsallah N, Damak M, Bekir A. Chemical composition and *in vitro* antioxidant activities of *Thymelae ahirsuta* L. essential oil from Tunisia. Afri. J. Biotechnol. 2011;15:2930-2935.
- Bakari S, Hajlaoui H, Daoud A, Mighri H, Ross-Garcia JM, Gharsallah N, Kadri A. Phytochemicals antioxidant and antimicrobial potentials and LC-MS analysis of hydroalcoholic extracts of leaves and flowers of *Erodium glaucophyllum* collected from Tunisian Sahara. Food Sci. Tech. (Campinas). 2018;38:310-317.
- Felhi S, Saoudi M, Daoud A, Hajlaoui H, Ncir M, Chaabane R, et al. Investigation of phytochemical contents, *in vitro* antioxidant and antibacterial behavior and *in vivo* anti-inflammatory potential of *Ecballium elaterium* methanol fruits extract. Food Sci. Technol. (Camp.). 2017;37:558–563.
- Felhi S, Hajlaoui H, Ncir M, Bakari S, Ktari N, Saoudi M, et al. Nutritional,

- phytochemical and antioxidant evaluation and FT-IR analysis of freeze-dried extracts of *Ecballium elaterium* fruit juice from three localities. *Food Sci. Technol.* 2016;36:646–655.
11. Bakari S, Ncir M, Felhi S, Hajlaoui H, Saoudi M, Gharsallah N, Kadri A. Chemical composition and in vitro evaluation of total phenolic, flavonoid, and antioxidant properties of essential oil and solvent extract from the aerial parts of *Teucrium polium* grown in Tunisia. *Food Sci Biotechnol.* 2015;24:1943–1949.
  12. Alminderej F, Bakari S, Almundarij TI, Snoussi M, Aouadi K, Kadri A. Antimicrobial and Wound Healing Potential of a New Chemotype from *Piper cubeba* L. Essential Oil and *in silico* Study on *S. aureus* tyrosyl-tRNA Synthetase Protein. *Plants.* 2021;10:205.
  13. Jose M, Lorenzo PE, Munekata RD, Mirian P, Jorge A, Saraiva, Franco D. Main Groups of Microorganisms of Relevance for Food Safety and Stability. *Innov. Techno Food Preservation.* 2018;53–107.
  14. WHO Library Cataloguing-in-Publication Data. WHO estimates of the global burden of foodborne diseases: foodborne disease burden epidemiology reference group 2007-2015; 2015. ISBN 978 92 4 156516 5.
  15. Elaine S, Robert MH, Frederick JA, Robert VT, Marc-Alain W, Sharon LR, et al. Foodborne Illness Acquired in the United States—Major Pathogens. *Emerg Infect Dis.* 2011;7–15.
  16. FAO (Organisation des Nations Unies pour l'alimentation et l'agriculture) Food and Agriculture Organisation of the United Nations; Rome. La situation mondiale des pêches et de l'aquaculture 2018. Atteindre les objectifs de développement durable; 2018.
  17. Ben Braïek O, Smaoui S, Ennouri K, Morandi S, Cremonesi P, Hani K, Ghrairi T. RAPD-PCR characterisation of two *Enterococcus lactis* strains and their potential on *Listeria monocytogenes* growth behavior in stored chicken breast meats: Generalised linear mixed-effects approaches. *LWT-Food Sci Technol.* 2019; 99:244–253.
  18. Dino M, Marta C, Laura M, Sonia E, Raffaella B, David R, Stefania U, Beatrice S, Gianluca V, Maurizio S. Effect of an Olive Vegetation Water Phenolic Extract on the Physico-Chemical, Microbiological and Sensory Traits of Shrimp (*Parapenaeus longirostris*) during the Shelf-Life. *Foods.* 2020;9:1647.
  19. Guran HS, Oksuztepe G, Coban OE, Incili GK. Influence of different essential oils on refrigerated fish patties produced from bonito fish (*Sarda sarda* Bloch, 1793). *Czech J Food Sci.* 2015; 33:37–44.
  20. AOCS. American Oil Chemists' Society. Official method Cd 19-90. 2-Thiobarbituric acid value. Direct method. In *Official Methods and Recommended Practices of the American Oil Chemists' Society*, 5th ed. (D. Firestone, ed.) AOCS. Champaign, Ill; 1998.
  21. Hajlaoui H, Arraouadi S, Mighri H, Chaaibia M, Gharsallah N, Ros G, et al. Phytochemical Constituents and Antioxidant Activity of *Oudneya africana* L. Leaves Extracts: Evaluation Effects on Fatty Acids and Proteins Oxidation of Beef Burger during Refrigerated Storage. *Antioxidants.* 2019;8:442.
  22. Varlik C, Erkan N, Özden Ö, Mol S, Baygar T. *Fish Processing Technology.* Istanbul University Press; 2005.
  23. Kenar M, Özogul F, Kuley E. Effects of rosemary and sage tea extracts on the sensory, chemical and microbiological changes of vacuum packed and refrigerated sardine (*Sardina pilchardus*) fillets. *Int J Food Sci Technol.* 2010;45: 2366-2372.
  24. Food and Drug Administration, *Bacteriological Analytical Manual*, 8th ed. AOAC; 1998.
  25. Selmi S, Sadok S. The effect of natural antioxidant (*Thymus vulgaris* Linnaeus) on flesh quality of tuna (*Thunnus thynnus* (Linnaeus)) during chilled storage. *Pan-Am J Aquat Sci.* 2008;3:36-45.
  26. Rong L, Shasha C, Siqi W, Mingqian T, Beiwei Z. Influence of Refrigerated Storage on Water Status, Protein Oxidation, Microstructure, and Physicochemical Qualities of Atlantic Mackerel (*Scorpaenopsis commersonnii*). *Foods.* 2021;10:214.
  27. Wang S, Xiang W, Fan H, Xie J, Qian Y. Study on the mobility of water and its correlation with the spoilage process of salmon (*Salmo solar*) stored at 0 and 4°C by low-field nuclear magnetic resonance (LF NMR 1H). *J Food Sci Technol.* 2018;55:173–182.
  28. Otero L, Pérez-Mateos M, Holgado F, Márquez-Ruiz G, López-Caballero M.

- Hyperbaric cold storage: Pressure as an effective tool for extending the shelf-life of refrigerated mackerel (*Scomber scombrus*, L.). *Innov. Food Sci. Emerg Technol.* 2019;51:41–50.
29. Yang F, Jia S, Liu J, Gao P, Yu D, Jiang Q, et al. The relationship between degradation of myofibrillar structural proteins and texture of superchilled grass carp (*Ctenopharyngodon idella*) fillet. *Food Chem.* 2019;301:125278.

---

© 2021 Hajlaoui et al.; This is an Open Access article distributed under the terms of the Creative Commons Attribution License (<http://creativecommons.org/licenses/by/4.0>), which permits unrestricted use, distribution, and reproduction in any medium, provided the original work is properly cited.

*Peer-review history:*  
The peer review history for this paper can be accessed here:  
<https://www.sdiarticle5.com/review-history/81692>